




Multiple Candidates Report

Multiple people, one position

CANDIDATE FIT
COMPARISON
PERFORMANCE MODEL



PROVIDED BY

TRAINING SOLUTIONS, Inc.
703-318-0838
www.trainingsolutions.com
Chantilly, VA 20153
703-318-0838



INTRODUCTION

** Sample Position for PXT Select **

This report shows how multiple candidates compare to one another and to the Performance Model for **** Sample Position for PXT Select ****. This information will assist you in choosing the candidate(s) who may be the best fit for the position. However, it **does not address** education, training, or experiences. It's important to remember that the results from this, or any assessment, should never make up more than a third of the final decision in job placement.

What's in this report?

CANDIDATE FIT Each candidate's results from the assessment compared to the Performance Model	COMPARISON Candidates' results for each scale are placed together for easy comparison	PERFORMANCE MODEL Range of scores on each scale typical for success in the position
--	---	---

If candidates have the same initials, they will be issued a subscript number to differentiate them.

Candidates	% Fit
ANDREW LANGLEY (AL)	77%
OLIVER CHASE (OC)	70%
FIA BYRD (FB)	66%
SAMAIRA HARI (SH)	65%
VICTOR KAPUR (VK)	54%

CANDIDATE COMPARISON

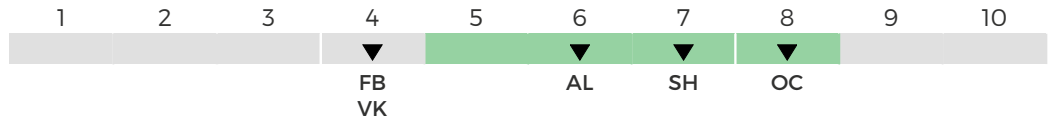
** Sample Position for PXT Select **

The highlighted areas represent the Performance Model. Each candidate's placement is indicated by his or her initials. If candidates have the same initials, they are issued a subscript number to differentiate them. See page 1 for each candidate's initials.

THINKING STYLE

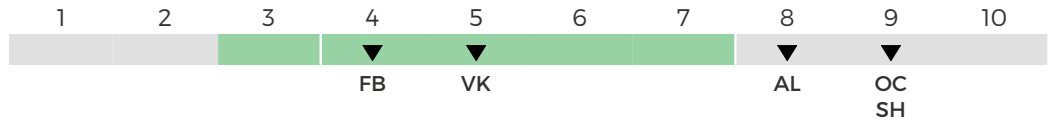
Composite Score

A reflection of overall learning, reasoning, and problem-solving potential



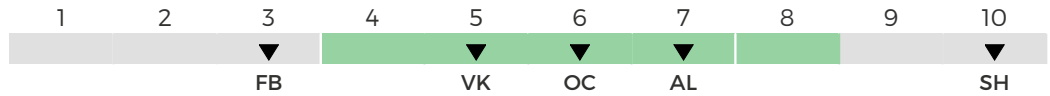
Verbal Skill

A measure of vocabulary



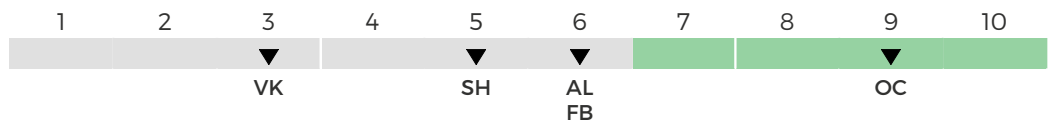
Verbal Reasoning

Using words for reasoning and problem solving



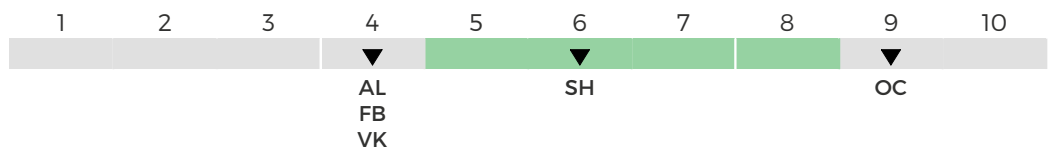
Numerical Ability

A measure of numerical calculation ability



Numeric Reasoning

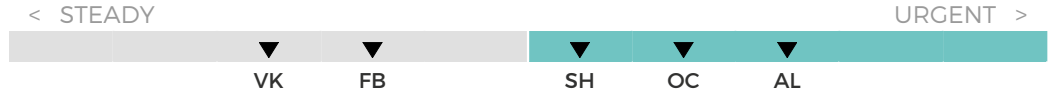
Using numbers as a basis in reasoning and problem solving



BEHAVIORAL TRAITS

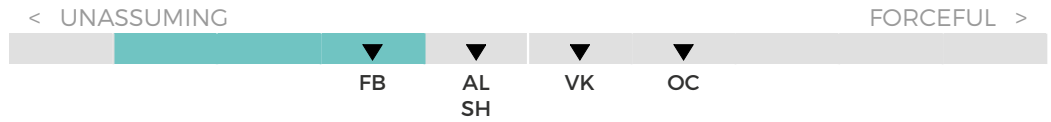
Pace

Overall rate of task completion



Assertiveness

Expression of opinions and need for control



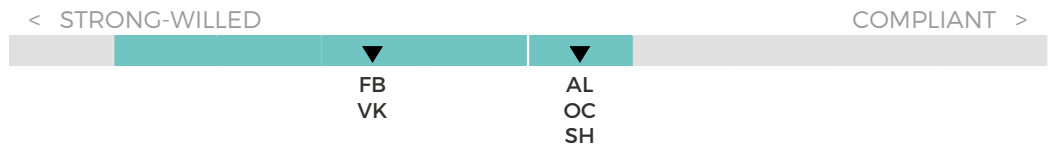
Sociability

Desire for interaction with others



Conformity

Attitude on policies and supervision



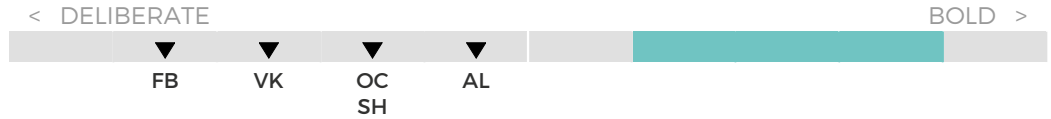
Outlook

Anticipation of outcomes and motives



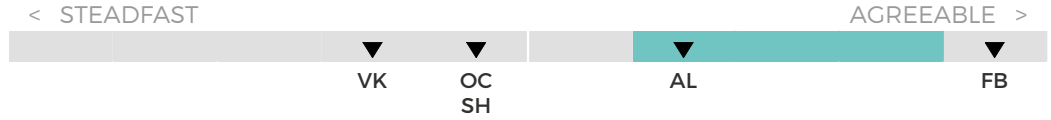
Decisiveness

Use of speed and caution to make decisions



Accommodation

Inclination to tend to others' needs and ideas




Independence

Level of preference for instruction and guidance



Judgment

Basis for forming opinions and making decisions



INTERESTS

Below you will find the top three Interests of the Performance Model for ** Sample Position for PXT Select **. In each case, if the Interest is also one of the top three Interests for a candidate, his or her initials will be listed to the right.

Top Three Interests for ** Sample Position for PXT Select **

Candidates (who share this as a top Interest)



ENTERPRISING

An Enterprising interest suggests the enjoyment of leadership, presenting ideas, and persuading others. Individuals with this interest may desire responsibility and exercise initiative, ambition, and resourcefulness.

> SH



PEOPLE SERVICE

A People Service interest suggests the enjoyment of collaboration, compromise, and helping others. It may indicate a strong sense of empathy and support and a knack for bringing people together.

> SH
AL



FINANCIAL/ADMIN

A Financial/Admin interest suggests the enjoyment of working with numbers, organizing information, and office routines such as record-keeping and completing paperwork. It could indicate an eye for detail and a desire for accuracy.

> AL
VK
FB
OC